



What the Charter Requires

- “The Mayor shall make an annual report to the City Council as to the conditions and affairs of the City.”

Richmond City Charter



This presentation fulfils the Charter requirement that “The Mayor shall make an annual report to the City Council as to the conditions and affairs of the City.”

Thanks for a great 2015!

- City Council – two new members
 - Eduardo Martinez
 - Vinay Pimple
- City Manager and Management Team
- City Employees
- People of Richmond



1/17/2016

Richmond, California - State of the City

3

First of all, I want to thank the City Council, Bill Lindsay and his management team and all the City employees for a year of many accomplishments. We have both opportunities and challenges ahead, but I am optimistic that 2016 is going to be a great year for Richmond.


Mayor's Office Staff



- David Gray, Chief-of-Staff
- Alex Knox, Director of Policy and Strategy
- Irene Perdomo, Director of Projects and Programs
- Christopher Whitmore, Director of Community Engagement

I want to introduce the Mayor's Office staff. Terrance Cheung has gone to Tucson. David Gray is now chief of staff. Alex Knox is director of policy and programs. Irene Perdomo, who started as an intern last year is now director of projects and programs, and Christopher Whitmore will be moving over next week from Congressman DeSaulnier's office as director of community engagement.

Bon Voyage Chris and Terrance



1/17/2016

Richmond, California - State of the City

5

What can I say? They both brought success and recognition to Richmond.

Welcome Vinay and Eduardo

**Eduardo Martinez receives award at LGC
2015 Building Communities Conference in
Yosemite**



1/17/2016

**Vinay Pimple' joins City Council March
3, 2015**



Richmond, California - State of the City

6

Elected in November 2104, Eduardo Martinez was sworn in on January 13, 2015. Vinay Pimple was sworn in on March 3, 2015.

Four More Years



1/17/2016

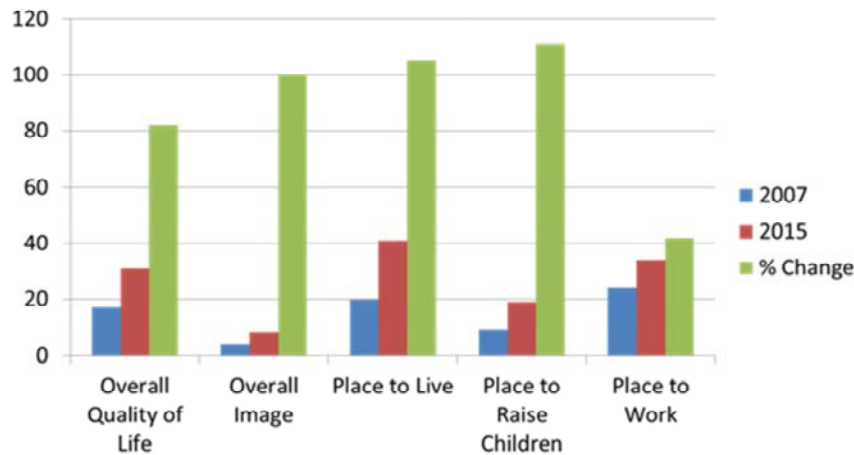


Richmond, California - State of the City

7

The City Council approved, and I signed a four-year contract renewal with City Manager Bill Lindsay who has led Richmond successfully for the past 10 years

Community Survey 2007 - 2015



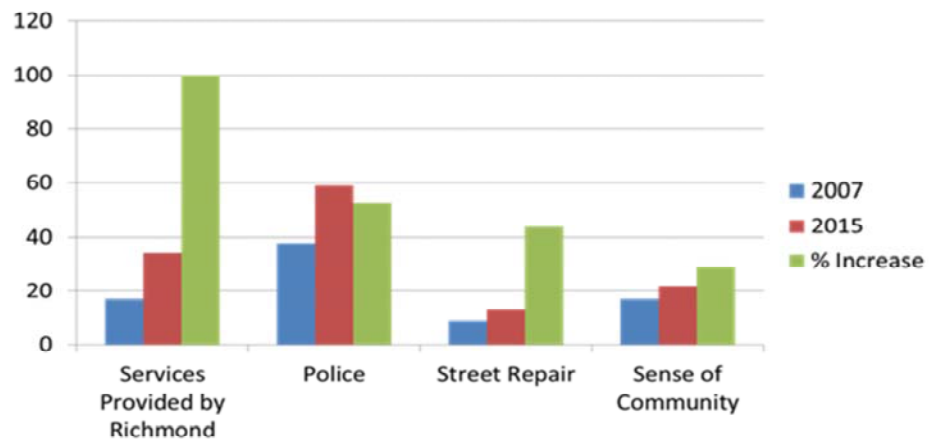
1/17/2016

Richmond, California - State of the City

8

In 2007 Richmond began participating in the semi-annual [National Citizen Surveys](#), which measures dozens of metrics related to city conditions, perceptions and services. According to its residents, Richmond has made dramatic improvement during Lindsay's ten-year term as city manager with the support of a progressive city council. The Overall Quality of Life registered an increase of over 80%

Community Survey 2007 - 2015



1/17/2016

Richmond, California - State of the City

9

Services were up 100%, and Police and Street Repair made double digit improvements.

Thank You Media

- Traditional Print Media (also available on line)
 - [Contra Costa Times](#)
 - [San Francisco Chronicle](#)
 - *East Bay Express*
- Academia Sponsored Media
 - *Richmond Confidential*
- Privately Sponsored On-Line Media
 - *Radio Free Richmond*
 - *Richmond Standard*
- City-sponsored On-Line
 - City Manager's Weekly Report
- City-sponsored Cable
 - KCRT
- Facebook, Blogs and Email Newsletters
 - TOM BUTT E-FORUM
 - [Richmond Progressive Alliance](#)
- Neighborhood Media
 - [Nextdoor](#)
 - Neighborhood Council Newsletters

1/17/2016

Richmond, California - State of the City

10

I want to recognize the media that keep Richmond residents informed about local events and issues, from traditional print media such as the Contra Costa Times and San Francisco Chronicle to numerous digital media that provide all points of view.

Richmond Person of the Year 2015

Betty Reid Soskin

Visit Betty's blog, CBReaux Speaks at cbreaux.blogspot.com



1/17/2016



Richmond, California - State of the City

11

My personal pick for a Richmond Person of the Year for 2015 would be Betty Soskin. She is probably Richmond's most famous resident.

VIP Visitors

Secretary of the Interior Sally Jewell



1/17/2016

Attorney General Loretta Lynch



Richmond, California - State of the City

12

Richmond is a destination for important people. We were visited by two members of President Obama's cabinet, both to recognize successful projects and programs in Richmond

Mayor's Office Initiatives

Community Fund Golf Tournament



- Thanks to Richmond Community Foundation and Sponsors
- \$25,000 raised for community programs
- \$15,000 earmarked for youth sports

1/17/2016

Richmond, California - State of the City

13

The Mayor's Office, with a lot of help from the community, raised nearly \$100,000 of non-City money for the Community Fund and the Branding and Marketing Study.

Mayor's Office Initiatives

Business Roundtable



Blue Apron, Nutiva and Exclusively Doors tell city leaders why they operate in Richmond

1/17/2016

Richmond, California - State of the City

14

Strengths

- Proximity to greater Bay Area
- Low cost of land, buildings and rent
- Labor pool
- Waterfront, Marinas and Bay Trail
- Future Global Campus and ferry terminal

A series of Business Roundtables helped us find out what is working and what is not working to attract and retain businesses in Richmond.

Mayor's office Initiatives

UNFCCC COP 21 in Paris



1/17/2016

Richmond, California - State of the City

15

A high point of my year was the opportunity to spend two weeks in Paris at the United Nations Framework Convention on Climate Change – Congress of the Parties 21.

Mayor's office Initiatives

UNFCCC COP 21 in Paris



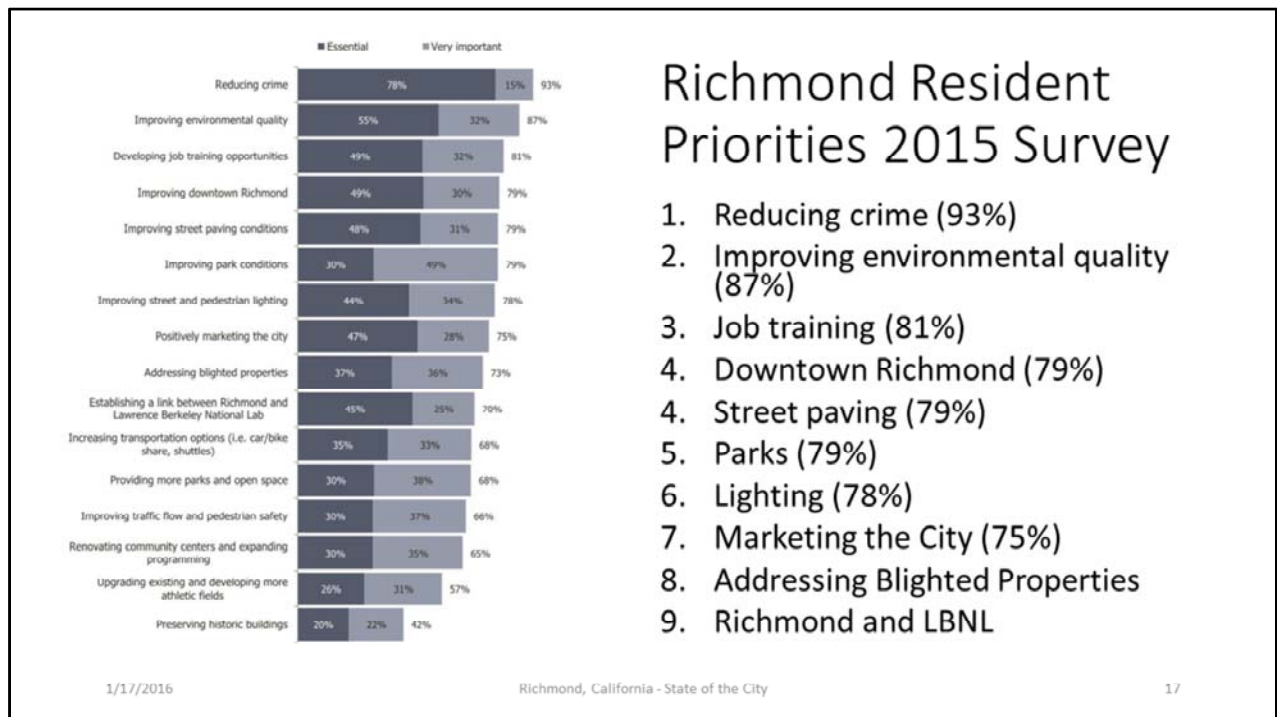
1/17/2016



Richmond, California - State of the City

16

We told the world about what Richmond and MCE was accomplishing to reduce greenhouse gases, and, as a signatory to the Compact of Mayors, I joined some 400 mayors from around the world, including Mayor Libby Schaaf of Oakland, and Mayor Eric Garcetti of Los Angeles, at a special all-day event hosted by the mayor of Paris and U.N. Secretary-General's Special Envoy for Cities and Climate Change Michael Bloomberg at Paris City hall.



A good way to look back at 2015 is from the viewpoint of the residents' top ten priorities from the 2015 Community Survey. Here they are. Note there was a tie for No. 4. Also note what didn't make the top 10 includes rent control, budget issues, affordable housing and space weapons.

1. Reducing Crime

Homicides in the Bay Area's 15 biggest cities

There were 239 homicides recorded in 2015 in the Bay Area's 15 most populous cities, a slight increase when compared to 2014 but a total that remains low historically.

City	2001	2002	2003	2004	2005	2006	2007	2008	2009	2010	2011	2012	2013	2014	2015
Antioch	8	1	6	6	10	10	10	8	5	13	5	10	12	9	7
Berkeley	1	7	6	4	3	4	5	8	6	5	1	5	4	3	1
Concord	0	3	4	5	1	2	3	6	2	4	7	0	1	3	4
Daly City	5	2	0	3	2	3	0	1	1	2	1	0	0	2	0
Fairfield	3	6	12	3	9	6	7	5	6	8	5	8	3	6	8
Fremont	0	3	2	5	1	6	5	2	2	3	2	2	1	1	2
Hayward	10	9	8	9	9	4	8	7	7	13	7	6	5	9	10
Oakland	84	108	109	83	93	145	119	115	104	90	104	127	90	80	83
Richmond	18	29	38	35	40	42	47	27	47	21	26	18	16	11	21
San Francisco	62	68	69	88	96	86	100	98	45	48	50	69	48	45	52
San Jose	22	26	29	24	26	29	33	31	28	20	39	45	44	32	29
Santa Clara	0	4	7	2	5	3	3	4	6	2	2	0	0	0	1
Santa Rosa	3	6	2	5	2	6	4	8	2	2	5	2	3	2	5
Sunnyvale	0	2	2	2	3	1	2	2	1	0	3	3	4	1	1
Vallejo	4	7	6	8	15	6	15	13	10	17	18	14	25	18	19
TOTAL	220	281	300	282	315	353	361	335	272	248	275	309	256	222	239

Sources: FBI, Chronicle research

Carolyn Seng / The Chronicle

In 2015, Richmond homicides increased 91%. Overall, crime was up 15%

1/17/2016

Richmond, California - State of the City

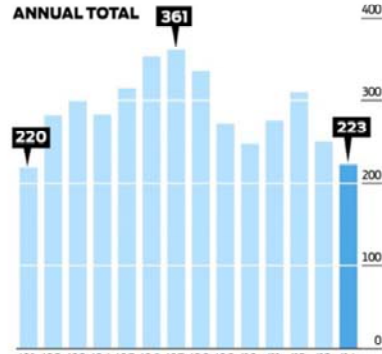
18

Reducing crime was the residents' No. 1 priority. Unfortunately, we didn't do so well in 2015. Crime was up overall about 15%, and homicides almost doubled from 2104. Among the 15 largest Bay Area cities, Richmond ranked 4th in number of homicides, but on a per capita basis, Richmond was second (19.3/100,000 compared to Oakland 20.01/100,000). This is unacceptable and is perhaps our biggest challenge for 2016.

1. Reducing Crime

Bay Area homicides

Cities with populations over 100,000



Sources: California Department of Justice, FBI, Chronicle research

The Chronicle

<http://www.sfchronicle.com/crime/article/U-S-crime-drops-again-but-gains-uneven-in-Bay-6536129.php>

1/17/2016

Most dangerous cities

Among Bay Area cities with more than 25,000 people

Violent crime

Crimes per 1,000 residents



Property crime

Crimes per 1,000 residents



Richmond, California - State of the City

19

Bay Area homicides were on a long term downtrend through 2014 but now are on an uptick. Whether this is a trend or an anomaly remains to be seen. Statistically, Richmond is among the Bay Area's most dangerous cities.

1. Reducing Crime

Police staffing

Among Bay Area cities with more than 25,000 people

Most police staff per capita

One employee per ...

San Francisco	329 people
Oakland	375
Richmond	396
Palo Alto	454
Berkeley	458

Least police staff per capita

One employee per ...

Pacifica	1,052 people
Hercules	1,042
San Ramon	975
Antioch	949
Vallejo	892

Richmond Police Department has one employee per 396 residents, the third highest in the Bay Area for cities over 25,000 (<http://www.sfchronicle.com/crime/article/U-S-crime-drops-again-but-gains-uneven-in-Bay-6536129.php>)

1/17/2016

Richmond, California - State of the City

20

Richmond Police Department has one employee per 396 residents, the third highest in the Bay Area for cities over 25,000. Despite budget challenges, there is a compelling need to maintain Richmond Police to at least current staffing levels.

1. Reducing Crime

Community Efforts

“The increase in homicides this year reinforces the need to provide more resources for the Ceasefire program and “double down” on community efforts to discourage retaliatory gun violence. A large number of Richmond homicide cases are extremely difficult to solve either because there were no witnesses or because the witnesses who know something about a case are unwilling to cooperate and provide information.”

Chris Magnus



1/17/2016

Richmond, California - State of the City

21

Ceasefire night walk — a weekly trek where members of the community walk together through streets where gun violence has occurred in the hopes of putting an end to it. In recent years Ceasefire has received a lot of credit for Richmond’s reduction in crime and violence

1. Reducing Crime

Office of Neighborhood Safety

- Outreach services to 86 at-risk individuals perpetuating gun violence
- 2,430 street outreach contacts with gun violence suspects
- 108 social services referrals for gun violence suspects
- 4th Cohort of the Operation Peacemaker Fellowship



1/17/2016

Richmond, California - State of the City

22

Richmond's Office of Neighborhood Safety has an international reputation for innovative ways to reduce gun violence

1. Reducing Crime

National Night Out is a reminder that public safety is a community responsibility



1/17/2016

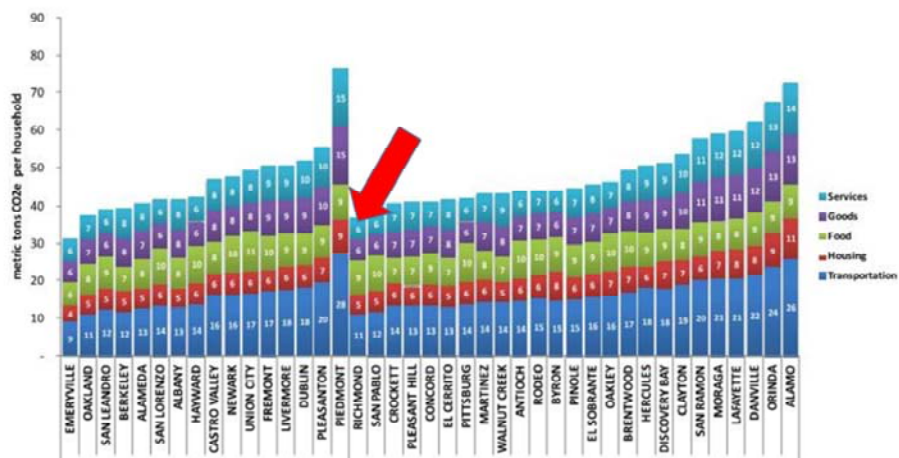
Richmond, California - State of the City

23

National Night Out is a reminder that public safety is a community responsibility

2. Improving Environmental Quality

Second Lowest Household Carbon Footprint in Bay Area



A Consumption-Based Greenhouse Gas Inventory of San Francisco Bay Neighborhoods, Cities and Counties, Energy and Resources Group, UC Berkeley, December 15, 2015

1/17/2016

Richmond, California - State of the City

24

Richmond is way ahead of most Bay Area cities in doing our part to reduce greenhouse gases, and we will go much further, setting an example for the region and for California.

2. Improving Environmental Quality

MCE (Marin Clean Energy)

- 34,868 Richmond MCE customers, 81% of the total
- Richmond customers saved cumulatively over \$4 million to date
- City of Richmond saved \$124,000 last year.
- Saved 63,000 ton GHG 2010-2013 and 103,000 tons 2014
- 10.5 MW solar project in the City of Richmond
- First MCE-owned renewable project
- 344 jobs created
- 50% local hire



1/17/2016

Richmond, California - State of the City

25

Richmond took a huge step to reduce greenhouse gases by joining MCE in 2013. Currently, MCE subscribers in Richmond are getting 56% renewable electricity versus 27% from PG&E. Many Richmond residents have gone to Deep Green for 100% renewable.

2. Improving Environmental Quality

Grid Alternative Solarthon Free Solar Installations



1/17/2016



Richmond, California - State of the City



26

At GRID Alternative's 10th Annual Solarthon, an impressive crew of community volunteers, solar industry employees, homeowners and job trainees all came together to successfully install 5 solar systems in one day for low-income families living in North Richmond.

Improving Environmental Quality

Commercial Food Composting



1/17/2016

Richmond, California - State of the City

27

Commercial food composting came to Richmond in 2015

2. Improving Environmental Quality

Earth Day at Verde Garden



1/17/2016

Glysophate Ban



Richmond, California - State of the City

28

In 2015, Richmond celebrated Earth Day by highlighting projects like the garden at Verde School. The City also adopted a glyphosate ban for City use, several months before the State of California moved to label it as a chemical “known to cause cancer.”

2. Improving Environmental Quality Climate Action Plan



The flyer on the left is for a public meeting to develop the Richmond Climate Action Plan. It features the title "HELP develop the Richmond Climate Action Plan!" and its Spanish equivalent "¡AYUDAR a desarrollar el Plan de Acción del Cambio Climático!". The text explains that the plan will serve as a roadmap for the City to address climate change impacts on public health, infrastructure, economy, and public spaces. It mentions that food and refreshments will be provided and that Spanish translation will be available. The meeting is scheduled for August 18th, from 6:00 PM to 7:30 PM, at the Richmond Memorial Auditorium, Bermuda Room, 403 Civic Center Plaza, Richmond, CA 94804. Registration is required, with a link to <http://richmondclimateactionplan.eventbrite.com>. The flyer also includes the website www.RichmondClimateAction.org, a phone number (510-620-6512), and social media handles for @Richmond_CA and www.facebook.com/RichmondCA.

The photograph on the right shows a public meeting in progress. A man in a suit is standing at a podium on the left, addressing a large audience seated in rows of chairs. A large screen in the background displays a presentation slide. The room has blue curtains and a bright light source on the right.

1/17/2016

Richmond, California - State of the City

29

The City of Richmond will have a draft Climate Action Plan ready for adoption in just a few months. We're among the first cities in California and the first in the Bay Area to undertake a CAP with the new State milestones and guidelines. We will be presenting a draft to City Council in the first quarter of 2016.

2. Improving Environmental Quality

Soil not Oil Conference



1/17/2016

Richmond, California - State of the City

30

The Soil Not Oil Coalition chose Richmond for its first international conference in September 2015, bringing together farmers, ranchers, scientists, policy makers, NGOs and community leaders to explore how sustainable, regenerative agriculture practices can help mitigate the planet's global warming.

2. Improving Environmental Quality

Local food, health and the environment go together

Health Village Festival



Community Garden Brickyard Cove



1/17/2016

Richmond, California - State of the City

31

Food grown close to home requires less fossil fuels to transport, generating fewer greenhouse gas emissions than conventionally produced food.

2. Improving Environmental Quality

Food Day



1/17/2016

Richmond, California - State of the City

32

The City of Richmond hosted its first Food Day in October, featuring family fun, healthy food, education, Affordable care Act enrollment, Cal Fresh enrollment and a children's activity area. Speakers included elected officials, advocates, community members, and food justice allies.

2. Improving Environmental Quality

Adams Crest Farm



1/17/2016

Bike to Work Day



Richmond, California - State of the City

33

Adams Crest Farm is a project of Urban Tilth supported by philanthropic contributions of the Clifbar Company and was also the home of the Summer Youth Apprentice program. Pictured above is a Compost Giveaway. Bike to Work Day encourages the use of healthy non-motorized transportation.

2. Improving Environmental Quality

Green Power and PACE



1/17/2016

Richmond, California - State of the City

34

The EPA recognized Richmond as a Green Power Community. Richmond homeowners are now eligible to participate in two Property Assessed Clean Energy (PACE) programs: HERO and CaliforniaFIRST. PACE financing enables homeowners to make energy- and water-efficiency improvements and pay for them through their property tax bill.

2. Improving Environmental Quality

Richmond Trees



1/17/2016

Richmond, California - State of the City

35

Richmond Trees is a dedicated group of volunteers who are passionate about growing a healthy urban canopy throughout Richmond. They were formed in 2011 when a group of North & East residents met with the City of Richmond Parks and Landscaping staff on a Sunday afternoon for tea. They went for a walk in the neighborhood and brainstormed about how to get more street trees planted.

2. Improving Environmental Quality

Richmond Drive Electric Week



1/17/2016

Richmond, California - State of the City

36

Richmonders tried out electric vehicles at National Drive Electric Week at City Hall in September

3. Job Training

Richmond Employment and Training

- Employment & Training
 - 4,466 participated in Job Seeker services
 - 75 graduated from RichmondBUILD
 - 1,032 found employment with assistance of Employment & Training staff
- YouthWORKS
 - 257 Youth participated in Summer Youth Employment
 - 51 employers participated
- RichmondBUILD
 - 3 graduations held
 - 80% employment placement rate
 - RB hosted visits from Congressman Mark DeSaulnier and U.C. Berkeley Chancellor Nicholas Dirks
- RichmondWORKS
 - 1st annual Job & Career Expo: 700 job seekers attended, 45 vendors participated
 - Recruitment services provided to more than 50 businesses which include major recruitment for Blue Apron and Hello Fresh
 - Project Hire grant: 134 dislocated workers (30 Veterans and 4 disabled Veterans) received either training, On-the Job Training and/or job placement



OPEN INTERVIEWS January 2016

DATE	TIME
Tuesday, January 12th	9:00 AM - 10:30 AM
Thursday, January 14th	3:00 PM - 4:00 PM
Tuesday, January 19th	9:00 AM - 10:30 AM
Tuesday, January 26th	9:00 AM - 10:30 AM

Hiring **Full-Time** and **Part-Time Warehouse Associates** for the following shifts:

Full Time Overnight: 8:00 PM - 4:30 AM (Days may vary)
Part Time: 2:00 PM - 7:30 PM (Sun - Thurs)

Only attend if you are able to work one of the above noted shifts.

Interview Location: 3151 Regatta Blvd, Richmond CA
Parking and Entrance is in Rear of Building, please drive around.

INTERVIEW DRESS CODE:

Our warehouse is a cold environment, please dress accordingly. Due to the safety of our food products use of jewelry is not allowed in our warehouse. Please do not wear jeans or open-toed shoes to the interview.

Please bring a photo ID with you to the interview.

If you have already attended an interview session, please do not re-attend.

If you have not already applied for a job with Blue Apron please do so at:
blueapron.com/careers

Richmond operates award-winning employment and training programs. Businesses in Richmond are hiring!

3. Job Training

RichmondBUILD



1/17/2016

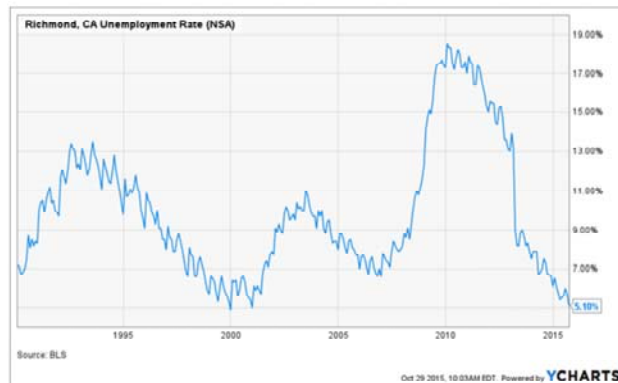
Richmond, California - State of the City

38

RichmondBUILD is a public private partnership focused on developing talent and skill in the high growth, high wage construction and renewable energy fields. There were 75 graduates in 2015.

3. Job Training

Richmond Unemployment at All-time Low



JOB AND CAREER EXPO
 Wednesday, September 30th
 9:30am - 12:30pm
 Richmond Memorial Convention Center
 403 Civic Center Plaza
 Richmond, CA 94804

Ally Solar	Kaiser Permanente	Richmond Chapter of
Auto Warehousing Company	Kaiser Permanente	Commerce
Blue Apron	School of Allied Health	Spauld
California Oil Corporation	Sevens	SparkPoint
Chesnut	Self-Storage Experts	Stella's Cater
City of Richmond	San Francisco Bay	Sum Up & Pomer
Comcast	North Cal Laborers 357C	Tanner Group Construction
Contra Costa College	Proctor	Trinity Home
EMERD	Orange Pacific	WCCUSD
Paramount Computer Auto Care	Quinn's Kitchen	Williams-Sonoma, Inc.
Hilly Field	SHC A	Wolf Security
	Republic Services	

Bring to inspire and bring several copies of your resume!

JOB! CAREER! TRAINING! EDUCATION! COMMUNITY RESOURCES!
 For a complete list of employers, educational entities, and other information please visit
 our website: www.richmondca.org OR call Richmond@510 at (510) 857-8034.

Active and growing in the field!

Richmond *WORKS*

1/17/2016

Richmond, California - State of the City

39

In November 2104, the Richmond unemployment rate was 6.6%. By November of 2015, it had fallen to 5.3%, a 19.70% reduction. In September 2015, it was 5.1%. The California rate was 5.7% in November 2015. In September, the City of Richmond sponsored a Job and Career Expo.

3. Job Training

Minimum Wage Rises in Richmond \$11.52 January 1, 2016



Governor Brown signs equal pay legislation in Richmond

1/17/2016

Richmond, California - State of the City

40

The minimum wage increase to \$11.52 an hour this year will add \$14 million to payrolls in Richmond (<http://www.ci.richmond.ca.us/documentcenter/view/28959>)

4. Downtown Richmond Richmond Main Street Initiative



1/17/2016

Richmond, California - State of the City

41

The Richmond Main Street Initiative, Inc. is a community-based nonprofit corporation dedicated to revitalizing historic Downtown Richmond as a pedestrian-friendly urban village, offering products, services, arts, and entertainment that reflect the community's rich and diverse heritage.

4. Downtown Richmond Richmond Main Street – Music on the Main



1/17/2016

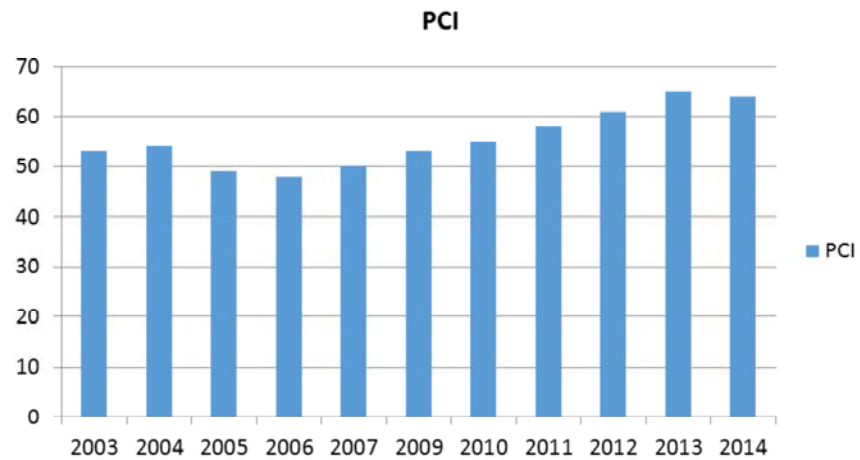
Richmond, California - State of the City

42

The 7th annual Spirit & Soul Festival and Fundraiser on Saturday, September 19 was a big success. Since 2001, Music on the main concert series has brought thousands of people Downtown on the 4th Wednesday of July and August to enjoy a night on the town filled with music, food, and family fun

4. Street Paving

Pavement Condition Index (PCI)



1/17/2016

Richmond, California - State of the City

43

After seven years of improvement, Richmond's Pavement Condition Index is trending slightly downward again. Addressing our budget issues will enable us to dedicate more funds, including Measure U money, to street maintenance.

4. Street Paving

2015 Paving Projects

- 4.68 miles of streets paved by Public Works
- 1.0 mile of streets paved by contract
- 2.23 miles of streets slurry sealed
- 0.11 miles of Class I Bay Trail
- 2.58 miles Class II bike lanes slurry seal
- 0.64 miles Class III bike routes slurry seal



1/17/2016

Richmond, California - State of the City

44

We need to triple our expenditure to keep our Pavement Condition Index rising

4. Street Paving

Yellow Brick Road



1/17/2016


Richmond, California - State of the City

45

At New Partners for Smart Growth in Baltimore, presentation by Richmond group on Pogo Park and Yellow Brick Road. Two Richmond sisters, Karina and Daniella Guadalupe helped Toody Maher present, it was the sister's first time out of California and first time to fly. Also Dan Burden, walking guru, Josh Meyer of LGC and Matt Ridgeway of Fehr & Peers. Full house, lots of questions

4. Street Paving

Bay Trail



1/17/2016

Richmond, California - State of the City

46

Mobility is about more than streets. Richmond has more shoreline and more Bay Trail completed than any other city on San Francisco Bay. The Bay Trail is a significant amenity that draws people to Richmond. In 2015, we look forward to completing the trail segments at the Dotson Marsh restoration and at Garrard Boulevard. The most exciting prospect is a fast-moving proposal to complete the spur to Point Molate and extend the trail across the Richmond-San Rafael Bridge.

5. Parks

Santa Fe Union Park



JFK Park Upgrade



1/17/2016

Richmond, California - State of the City

47

5. Park Upgrades Richmond Greenway

MLK Day of Service



1/17/2016

Unity Park on the Greenway




Richmond, California - State of the City

48

The Richmond Greenway continues to generate millions of dollars in grants for improvements. This unique linear park ties many neighborhoods together and joins with the bay trail on the west and the Ohlone Greenway on the east.

6. Lighting



- 9,000 LED streetlights installed
- \$600,000 annual savings
- 1,814,800 kWh/year energy savings

1/17/2016

Richmond, California - State of the City

49

The LED street lighting projects was completed in 2015. Most neighborhoods were grateful. A few wanted even more light. Point Richmond wanted a lot less.

7. Marketing the City



RICHMOND
CONVENTION & VISITORS BUREAU

RICHMOND MAIN STREET

RICHMOND, CALIFORNIA



"Bridging the gap between the City's external reputation and its internal reality will require a long - Term commitment to controlling and managing the accuracy, consistency and frequency of its marketing program"

1/11/2016

Richmond, California - State of the City

50

The Richmond Convention and Visitors Bureau and Richmond Main Street are involved in marketing efforts, as is the Chamber of Commerce and the City of Richmond. The mayor's office initiated a Branding and marketing study that you will hear more about later tonight.

8. Addressing Blighted Properties

Richmond Code Enforcement Unit



1/17/2016

Richmond, California - State of the City

51

The Code Enforcement Unit consists of ten persons who cite violators, clean up and abate trash, weeds and graffiti and provide parking enforcement

9. Richmond and LNBL

UC Berkeley and the Global Campus at Richmond Bay

Planning for the Global Campus Continues



Chancellor's 6th Annual Community Leaders Breakfast



1/17/2016

Richmond, California - State of the City

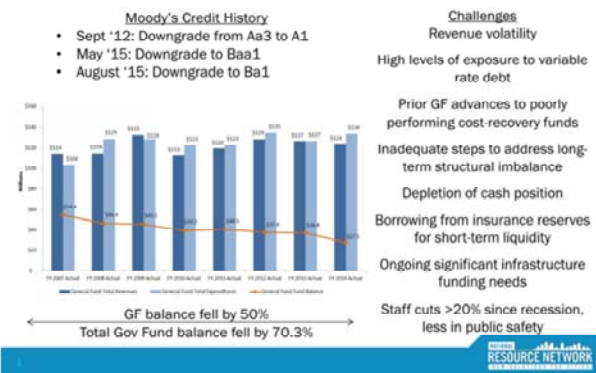
52

What started out as an expansion for Lawrence Berkeley National Laboratory has now morphed into a vision of Berkeley Global Campus, Richmond Bay which represents a transformational model for the expansion of educational and research activities. Building on University of California, Berkeley's international reputation, Lawrence Berkeley National Lab's groundbreaking research and the unique setting of Richmond Bay, the new Berkeley Global Campus will be a focal point for an international coalition of leading academic institutions and private sector and community partners.

Fiscal Issues

Bond Ratings

Fiscal Situation | \$45m Cumulative Deficit over last 6 years



Standard & Poor (S&P)

- Maintains BBB+ (December 27, 2015)
- Removed the ratings from CreditWatch



1/17/2016


Richmond, California - State of the City

53

Now that we have reviewed the top 10 issues of Richmond residents during 2015, let's talk about some other issues that didn't rise to the top nevertheless generated a lot of interest lately. Let's start with fiscal issues. Interest in Richmond's fiscal state was precipitated by Moody's downgrading Richmond twice and S&P once in 2015. However, in December 2015, S&P took Richmond off CreditWatch and reported, "The stable outlook reflects our view that the city's performance of a multiyear financial forecast should enable management to identify and implement gap solutions that keep budgetary flexibility from weakening,"

Fiscal Issues

City Finance Update December 15, 2015



December 15, 2015

1/17/2016

Richmond, California - State of the City

54

On December 15, 2015, City Manager Bill Lindsay and Finance Director Belinda Warner joined National Resource Network Public Finance Expert Russ Branson in back-to-back presentations of the City's recent financial history and five-year outlook.

Fiscal Issues

Budgets 101

- The City spent down its reserves and used some one-time money to balance the budget during and coming out of the recession in order to maintain basic services.
- FY 2014-15 ended with a \$2.2 million surplus, although some critics did not like the use of swap proceeds
- FY 2015-16 has a balanced budget, and revenues are trending upward.
- The current revenue and expenditure projections do not support a sustainable budget. Changes have to be made.

1/17/2016

Richmond, California - State of the City

55

The short story is that while the City's fiscal condition has been stabilized, our trajectory is not sustainable. We have some work to do.

Fiscal Issues

Why is Spending so High?

- High public safety spending
- Salaries and benefits outpacing revenues
- PERS pension and healthcare costs outpacing revenues
- Public safety overtime \$6 million/year

General Fund Expenses

- Salaries and benefits account for 75% of total General Fund expenditures in FY16
- The other 25% is comprised of expenses that have little room for reductions (e.g., debt service, utilities, rents, gas, supplies)



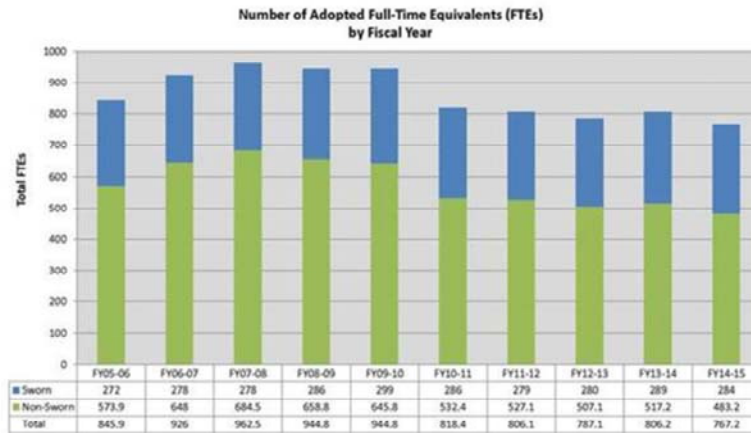
Note: Cost Pool includes civic center rent, general salaries, and expenditures for replacement vehicles

McGraw Hill
CONSTRUCTION
RESEARCH NETWORK

Richmond spends more per capita on public safety than most bay Area cities. Salary and benefit costs are 75% of the budget and are rising faster than revenues. Public safety overtime costs are running \$6 million a year. Employer PERS rates are rising faster than revenues.

Fiscal Issues

27% Reduction in Staff FY 05-06 to 14-15



1/17/2016

Richmond, California - State of the City

57

Even with a 27% reduction in the City's workforce, which stands at less than 700 today compared to 962 in 2007-08, Richmond cannot sustain the number of employees it currently has. The city manager believes further reductions can be achieved without layoffs through attrition and reorganization.

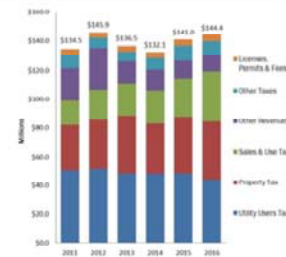
Fiscal Issues

Why is Revenue so low?

- Most revenue comes from three sources:
 - Real property taxes
 - Retail sales taxes
 - Utility user taxes
- Low Sales Tax and Property Tax Revenue
 - Low household and per capita income
 - High poverty
 - Low real estate values
- Low carbon footprint affects utility taxes

General Fund Revenues | Dependent on Taxes

• Property (28.2%), sales (24.1%), and utility users (30.4%) tax revenues comprise 82.7% of total General Fund Revenue



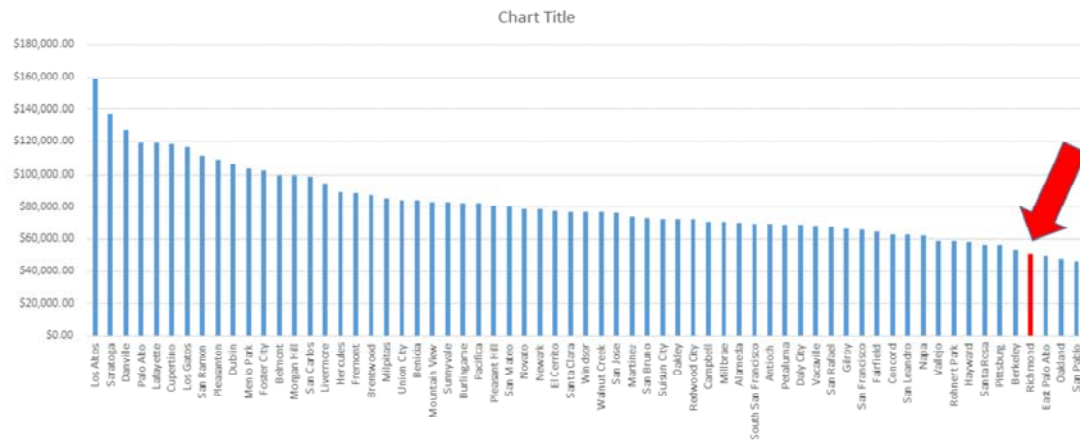
1/17/2016

Richmond, California - State of the City

58

83% of revenue comes from three sources: real property taxes, retail sales taxes and utility user taxes. As a low income and low property value community, Richmond's real estate and retail sales taxes are low compared to the greater Bay Area. A low carbon footprint is a good thing, but it results in lower utility user taxes.

Reality of Richmond's Low Median Household Income



59

Exactly how low is Richmond median income? Compared to all Bay Area cities, it ranks fourth from last.

Budget Issues

Median Residential Real Estate Sales Price



- Median Sales Price \$360,000 December 2015
- Increase of 9.1% since December 2014
- Increase 113.6% past five years



211 Foreclosures (Trulia)

1/17/2016

Richmond, California - State of the City

60

Richmond's residential real estate market has recovered over 80% of its pre-recession value and continues to trend generally upward, but it is still not back where it was in 2006-2007. Foreclosures continue to trend down.

Fiscal Issues

Richmond's Market is Good for Homebuyers

- "Believe it," the *San Francisco Business Times* headline read.



"Waterfront condos in Richmond's Marina Bay are being offered for around \$250,000 to \$350,000, the news publication [reported](#), as the developer seeks to build momentum toward selling 300 units in the next few years."

1/17/2016

Richmond, California - State of the City

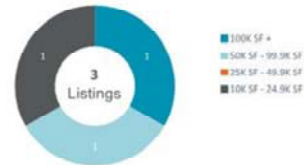
61

Richmond's market continues to be attractive for homebuyers because values remain comparatively low.

Fiscal issue

Richmond Warehouse Market (Q3 – 2015)

Vacancy & Average Asking Rate Trend



1/17/2016

Richmond, California - State of the City

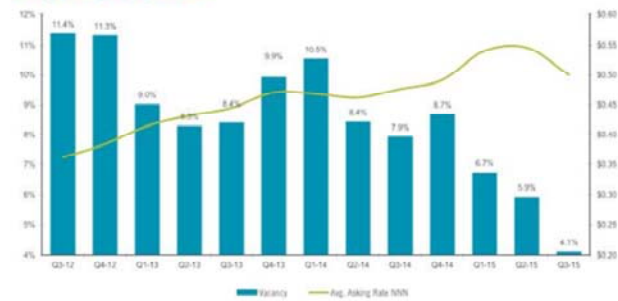
62

Commercial rents are also comparatively low, but they are trending up. In the commercial real estate market, Warehouse Vacancy 5.4% due to new product at Point Pinole Business Park, Rents >\$0.45

Richmond Manufacturing (Q3 – 2015)

Vacancy & Average Asking Rate Trend

Vacancy & Average Asking Rate Trend



1/17/2016

Richmond, California - State of the City

63

For manufacturing facilities, there is an all time low vacancy rate of 4.1%, rents stabilizing at \$0.50

Richmond Office and Office Flex (Q3 – 2015)

Vacancy & Average Asking Rate Trend



1/17/2016

Richmond, California - State of the City

64

The Richmond office and office/flex market is at the tipping point in the East Bay and North Bay markets. With very little available product in the neighboring Berkeley/Emeryville and Marin County markets, Richmond is becoming the benefactor. Richmond's proximity to road, rail and water to everywhere else in the Bay Area and beyond is no secret to the industrial companies but lately the city has been attracting those who are now eager to see homes and office/artist/work space. Richmond now bills itself as the place where entrepreneurs can take their ideas to scale and homeowners can enjoy an affordable, culturally rich lifestyle close to their jobs. There is a historic level of residential development demand. And with that, we should see more office and office/flex type product follow. The proposed Global Campus and the future ferry service along the waterfront is the subject of much rejoicing in Richmond. These two developments have spurred much speculative interest in the Marina Bay area.

Fiscal issues

The Good News

- **City Council Understands Need for Fiscal Discipline**
 - Recession strategy focused on maintaining critical services to continue crime reduction and preserve marketable quality of life.
 - Current strategy focuses on rebuilding fiscal strength
 - 27% reduction in City employees since FY 2007-08
 - Budget surplus 2014-15, balanced budget 2015-16
- **Richmond's Economy and Tax Base Has Rebounded**
 - Unemployment lowest since WWII – 5.3% (below CA, same as US)
 - Commercial real estate at all-time high value and all-time low vacancy rates
 - Residential real estate +15.1% in past year, projected +4.5% coming year
 - 1,000 new residential units approved in 2015
- **Business is Mayor's #1 Priority**

Fiscal issues

Summary of Challenges and Opportunities

- Choices the City makes in the next year will either lead to increased financial stability or increased financial distress
- Definitive action is required by the Council in developing the FY17 budget this spring to reset the City's baseline budget
- Cuts in spending will be necessary—
- Impacts to employees will be unavoidable (either in cost-sharing or positions)
- Service levels may be reduced
- Building and maintaining a General Fund reserve requires immediate budget action.
- Funding the reserve from one-time monies without a plan to reduce the budget will result in a continued deterioration of reserves

1/17/2016

Richmond, California - State of the City

66

2016 will be a watershed year for Richmond's budget challenges. We have about four or five months to figure out how we want to deal with this.

Hacienda Housing Relocation Progress

- 98 Tenants interviewed
- 97 vouchers issued
- 99 inspections conducted
- 97 applications submitted
- 67 relocations completed
- Only 2 tenants have not finalized replacement housing choice



1/17/2016

Richmond, California - State of the City

67

Let's look at another challenge from the last two years. All residents have been prepared for relocation, and two-thirds have moved on to new homes. One year ago, I was in Washington, DC, with Congress DeSaulnier meeting with HUD to break loose the relocation vouchers.

Healthy Richmond We Connect Health Fair



1/17/2016

Richmond, California - State of the City

68

Richmond is part of The California Endowment's Building Healthy Communities, a ten-year, comprehensive community initiative that is creating a revolution in the way Californians think about and support health in their communities. In Richmond, residents are proving that they have the power to make health happen in their neighborhoods, schools, and with prevention – and in doing so, they're creating a brighter future for our state.

Healthy Richmond

Walk to School Day



1/17/2016

Richmond, California - State of the City

69

October 7, to School Day: A project of [Contra Costa Health Services](#), [Safe Routes to School in California](#), [Safe Routes to School National Partnership](#), [#HiAP](#) Sequoia Sempervirens, and [West Contra Costa Schools](#)

Healthy Richmond

- Survey Grocery Outlets
- Encourage home food gardening
- Protect and improve air quality
- Sugar tax?
- Encourage walking, biking and youth sports
- School lunches



1/17/2016

Richmond, California - State of the City

70

Building Richmond Wet Weather Holding Facility and Brad Moody Underpass



1/17/2016

Richmond, California - State of the City

71

In compliance with the 2006 settlement agreement between the City of Richmond, Veolia, and San Francisco Baykeeper, the City of Richmond constructed improvements to its sewer collection system to reduce wet weather overflows from two engineered overflow structures. The \$16.5 million Project came in \$1 million under budget. The Brad Moody Underpass cost \$37 million.

Building Richmond Richmond Swim Center



1/17/2016

Richmond, California - State of the City

72

The \$10 million upgrade of the Richmond Swim Center was paid for by WCCUSD Bond Funds.

Festivals and Events

Point Richmond Music



1/17/2016

Richmond, California - State of the City

73

Point Richmond Music is a non-profit that provides world class music in both indoor and outdoor venues 2-3 times a month

Festivals and Events

Celebrating Diversity – Cinco de Mayo and Juneteenth



1/17/2016

Richmond, California - State of the City

74

Cinco de Mayo and Juneteenth recognize Richmond's rich Mexican and African American heritage

North Richmond Shoreline and Home Front Festivals



1/17/2016

Richmond, California - State of the City

75

From Point Pinole to Marina Bay, Richmond celebrates its historic shoreline with the North Richmond Shoreline Festival and the Home Front Festival

Festivals and Events

Independence Day



North Richmond 4th of July
Parade and Barbecue



1/17/2016

Richmond, California - State of the City

76

The popular July 3rd Symphony and Fireworks at Marina Bay has become a tradition, but we have lost the main financial sponsors and need help to keep this going in 2016.

Festivals and Events

Laurel Park Blues and Richmond Pow Wow

Laurel Park Blues



1/17/2016

Richmond Powwow



Richmond, California - State of the City

77

The Laurel Park Blues Festival and the Richmond Pow Wow provide even more music and more celebration of diversity

Festivals and Events

Back to School Carnival and Bike Fiesta



1/17/2016



Richmond, California - State of the City

78

Then there are festivals just for kids.

Richmond Venues

Y-Plan Presentations and CERT Conference at Richmond Auditorium



1/17/2016

Richmond, California - State of the City

79

The Richmond Memorial Auditorium is the traditional venue for events in Richmond. In May, Y-Plan Richmond High School Health Academy students present their visions and recommendations to the City of Richmond. "Building a Healthy, Equitable and Resilient Richmond." The CERT (Citizens Emergency Response Training) Conference in June attracted over 400 people.

Richmond Venues

The Craneway Pavilion – Rhone Rangers and KPFA



1/17/2016

Richmond, California - State of the City

80

The Craneway Pavilion is increasingly popular as a regional events venue. Regional events that have recently moved to the Craneway include Rhone rangers, a wine event, and KPFA's fundraising crafts fair

Craneway Pavilion

Meeting of the Minds



1/17/2016

Richmond, California - State of the City

81

Since it was founded, Meeting of the Minds has been dedicated to a singular proposition: bring together a carefully chosen set of key urban sustainability and technology stakeholders and gather them around a common platform in ways that help build lasting alliances, a vital ingredient for smart, sustainable and equitable urban (re)development strategies.

Craneway Pavilion

Events Coming to Richmond in 2016

- Great Train Show 2016
- Strictly Sail Pacific Boat Show
- KPFA Summer Fair
- T-Rex Planet
- Meeting of the Minds
- KPFA Crafts Fair



1/17/2016

Richmond, California - State of the City

82

Some events are returning to the Craneway, while others are coming for the first time. One of the new events is Strictly Sail Pacific Boat Show. The *largest and oldest in-water sailboat show on the West Coast*, 14,000 attendees, 4 days, Craneway April 7-10, 2016

Education

Richmond Promise



1/17/2016

Richmond, California - State of the City

83

Switching subjects, the \$35 million Richmond Promise scholarship program planning and policies were completed in 2015, and the program will provide its first round of scholarships in 2016

Affordable Housing Strategies

- Social Impact Bonds
- Successor Agency Properties
- Inclusionary Zoning
- Cap and Trade affordable housing grants



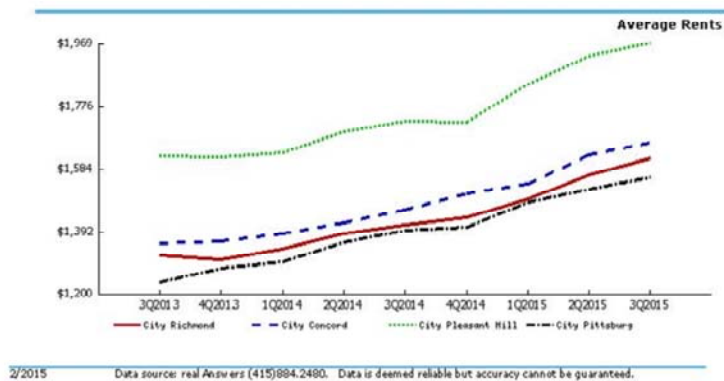
1/17/2016

Richmond, California - State of the City

84

Let's talk about affordable housing in Richmond. Everyone agrees on the need, but there are lots of different ideas about how to make it happen. The policies I will be pushing include social impact bonds to rehabilitate vacant foreclosed properties for low-income families, using former Redevelopment Agency-owned sites for affordable housing, seeking Cap and Trade grants for affordable housing and capturing the affordable housing component of market rate housing through inclusionary zoning. Our newest affordable housing project was dedicated yesterday.

Affordable Housing Residential Rental Rate Trends



salfacts online.com/cgi-bin/print-report.pl?action=report&page=print&group=1=3(Richmond, CA)C By 1/2015 Richmond 8/27/40/10/10/07 16group=2=3(C Concord, CA...

1/17/2016

Richmond, California - State of the City

85

Contra Costa County and Richmond continue to offer some of the lowest rents in the Bay Area, but they are rising at the same rate as other Bay Area cities

Affordable Housing Successor Agency Properties



1/17/2016



Richmond, California - State of the City

86

There are dozens of former Redevelopment Agency parcels that are in limbo because of state law relating to successor agencies. Most of these are on Macdonald Avenue between 8th and 15th Streets and at Marina Bay. They are vacant lots and unoccupied buildings that are a blight and serving no purpose. We need to move swiftly to get these back on the market and on the tax rolls.

Volunteers and Community Partners Friends of the Richmond Greenway



1/17/2016



Richmond, California - State of the City

87

Volunteers and non-profits are essential to a healthy and vibrant Richmond. A dozen non profits, including Urban Tilth, Groundwork Richmond, Pogo park and many others contribute to improving the Richmond Greenway

Volunteers and Community Partners

Rosie the Riveter Trust



1/17/2016

Richmond, California - State of the City

88

Rosie the Riveter Trust was formed 17 years ago as the non-profit partner of Rosie the Riveter WWII Home Front National Historical park. Every summer, the Trust sponsors a two-week camp for middle school girls that introduces them to non-traditional vocations and takes them camping in Yosemite

Volunteers and Community Partners

Thanksgiving Dinner at Salute



1/17/2016

Richmond, California - State of the City

89

Menbe opens up her restaurant and dozens of volunteers serve over a thousand people who might otherwise go without or be alone on a holiday that's all about being together.

Volunteers and Community Partners

Pogo Park, Yellow Brick Road and Love Your Block



1/17/2016

Richmond, California - State of the City

90

The Yellow Brick Road project received a \$6.2 million grant in 2015, and Pogo park received a \$50,000 "PLAY 60, Play On" grant from the NFL that will be used to design and build a traffic-calming circle on the corner of 8th and Elm - directly in front of Elm Playlot / Pogo Park in the Iron Triangle. Building this traffic-calming circle will mark the first leg of the Yellow Brick Road (YBR). The Richmond Love Your Block Initiative is a high-impact service strategy that strives to beautify the Richmond community through revitalization projects funded by competitive mini-grants. By encouraging coordination with city officials, city services, local organizations, and community members on these projects, Love Your Block aims to strengthen the relationship between City Hall and the community to improve neighborhood health and safety and to foster a resilient resident volunteer base.

Volunteers and Community Partners

Rosie the Riveter WWII Home Front National Historical Park



1/17/2016

Richmond, California - State of the City

91

As you know, our national park is a unique partnership park, with the City of Richmond as the primary partner. On August 15, 2015, 1,084 women dressed as Rosie set a new world record recognized by Guinness. Unfortunately, over 2,000 women took back the record on October 26 at Willow Run. In December, Ranger Betty Soskin helped light the National Christmas Tree on December 4 by introducing President Barack Obama.

Richmond Veterans Veterans Day Events



1/17/2016

Richmond, California - State of the City

92

The Veterans Resources Program sponsored a Veterans Day Fair, and Councilmember Bates, our new staff member Irene Perdomo (who is a US Marine) and I presented a proclamation honoring all of the veterans in Richmond for their service.

Departmental Accomplishments

Capital Projects – Re-entry Center and family Justice Center



1/17/2016

Richmond, California - State of the City

93

The Reentry Center and the family Justice Center provide essential services to Richmond residents who have been incarcerated or subjected to domestic violence

Departmental Accomplishments

Capital Projects – Bay Trail Gap Closure and Westside Library Roof



1/17/2016

Richmond, California - State of the City

94

The leaky roof at the Westside Library was replaced, and a critical gap in the Bay Trail was completed at the Richmond Plunge

Capital Projects

Senior Center and Shields Reid Park



1/17/2016

Richmond, California - State of the City

95

The refurbished Senior Center and Shields Reid Park were completed in 2015

Richmond Recreation Recreation Department and Police Activities League



1/17/2016

Richmond, California - State of the City

96

The Richmond Recreation Department served 70,000 residents in 2015, and RPAL served 3,000 more.

Information Technology

- Richmond Mobile App
- GIS Upgrade
- Website Update
- KCRT Videos



1/17/2016

Richmond, California - State of the City

97

Richmond IT supports all departments. Try the new Richmond Smartphone App.

Planning and Building 2015

- Richmond Bay Specific Plan (Formerly known as South Shoreline Specific Plan)
- Projects Approved: \$170 million
- Housing Units Permitted: 240
- Solar Permits: 329



BOTTOMS PROPERTY, RICHMOND, CA
SHEA HOMES

1/17/2016

Richmond, California - State of the City

98

Planning and Building completed the draft Richmond Bay Specific Plan and approved \$170 million of projects in 2015

New City Clerk

Pamela Christian

- Resolutions
 - City Council: 128
 - Joint Powers Finance Authority: 2
 - Parking Authority: 1
 - Successor Agency: 16
 - Housing Authority: 27
- 104 persons appointed to boards and commissions
- Form 700 electronic filing



1/17/2016

Richmond, California - State of the City

99

Pamela Christian succeeded Diane Holmes as city clerk in 2015.

New Fire Chief

Adrian Sheppard

Incident Type	Tally	Percentage	% Compare to 2014
Medical	11,203	77.3	-4.7
Good Intent	1,117	7.7	+5.8
Commercial Alarm	733	5.1	-1.3
Service Calls	635	4.4	-0.2
Fires	612	4.2	+0.4
Hazardous Incidents	158	1.1	-0.3
Miscellaneous	22	0.1	+1
Special Incidents	5	<0.1	+1
	14,485		



1/17/2016

Richmond, California - State of the City

100

Adrian Sheppard succeeded Michael Banks as fire chief in 2015. Maybe they should call it the Medical Department because nearly 80% of calls are medical emergencies. Only 4% are fires.

Transportation Department

New Transportation Options

- Carshare at Atchison Village, City Hall and Hilltop
- Rideshare database – Contra Costa 511
- Carshare option of TURO
- Shuttle service, taxis and Paratransit (12,067 residents – 9,000 trips)
- EV charging stations throughout Richmond



1/17/2016

Richmond, California - State of the City

101

Richmond operates several transportation programs providing convenience and making Richmond greener.

Port of Richmond

- Vehicle Volume: 240,000
- Liquid Bulk (food oils): 103,000 metric tons
- Logs: 12,000 board feet
- Total Revenue: \$10.7 million



1/17/2016

Richmond, California - State of the City

102

R&B Cellars at the Riggers Loft was completed in 2015 and will bring in \$2,016,000 in lease revenue over 20 years. The Red Oak Victory will be moved to Basin 5, next to the winery, and together, they will bring thousands of visitors to Richmond

City Council Accomplishments

McLaughlin

- Rent control/just cause for eviction
- Acquisition of foreclosed properties by non-profits
- A community-envisioned Pt Molate



Photo by Sallie DeWitt